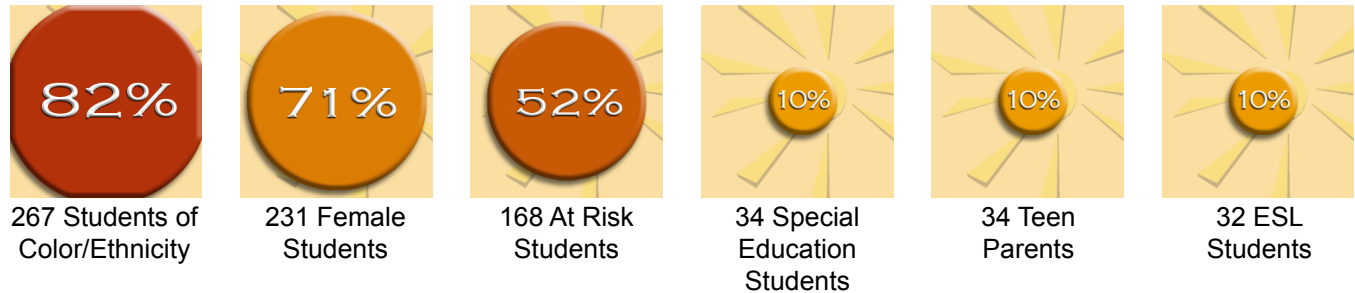


BF Performance Report, Fall 1999 - Summer 2011

For the purpose of transparency, accountability and bragging rights, the Bright Future Program collects and tabulates data such as demographic information and academic performance. Below you will find student performance reports for the entire history of the Bright Future Program.

Who We Serve - Demographics of the 326 Students Served



206 Program Graduates as of Summer 2011

76% (144) have more than 6 months training

BUSINESS COMPUTERS 16%

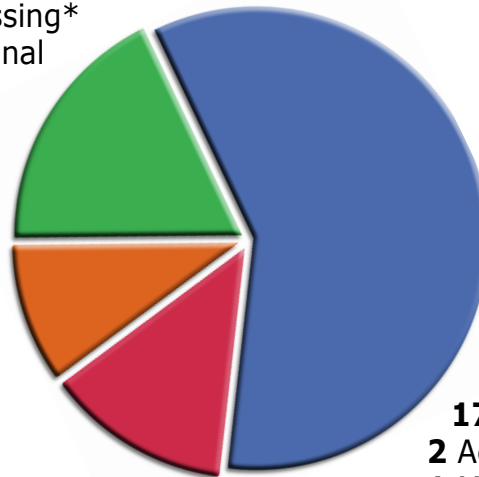
- 6 Computer Information Processing*
- 7 Administrative Office Professional
- 8 Computer-Based Accounting
- 14 Network Technician

CONSTRUCTION 8%

- 2 Carpentry at SCCC
- 15 Pre-Apprenticeship Construction Training

COSMETOLOGY 13%

- 27 Cosmetology



ALLIED HEALTH 63%

- 44 Medical Assistant
- 36 Dental Assistant

* No Longer Offered

- 11 Health Unit Coordinator*
- 17 Nursing Assistant Certified*
- 2 Acute Care Nursing Assistant*
- 1 Medical Office Administration*
- 1 Medical Administrative Specialist*

Completion Rates

High School Completion Rate - 326 Total Students

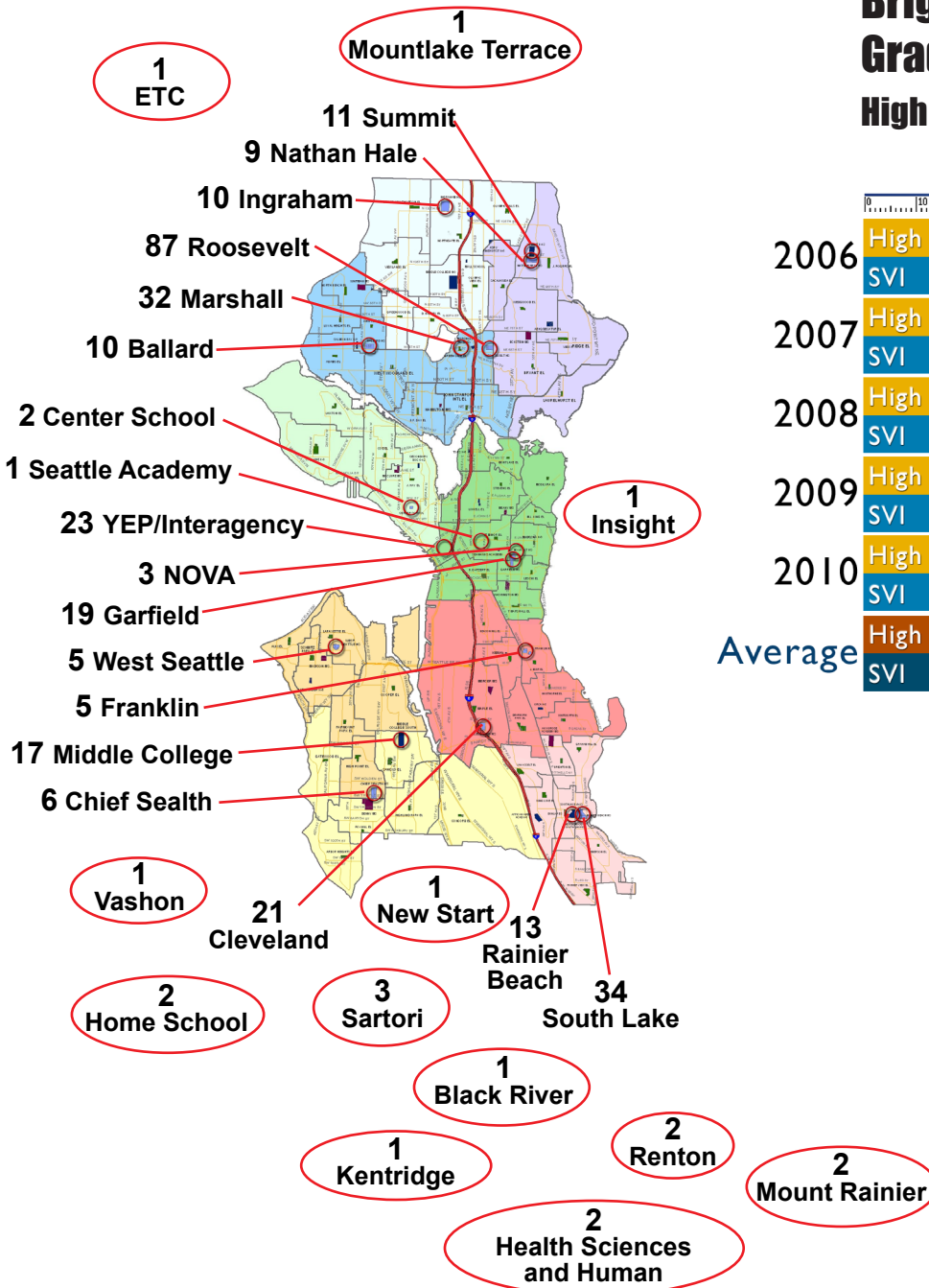


SVI Program Completion Rate - 326 Total Students

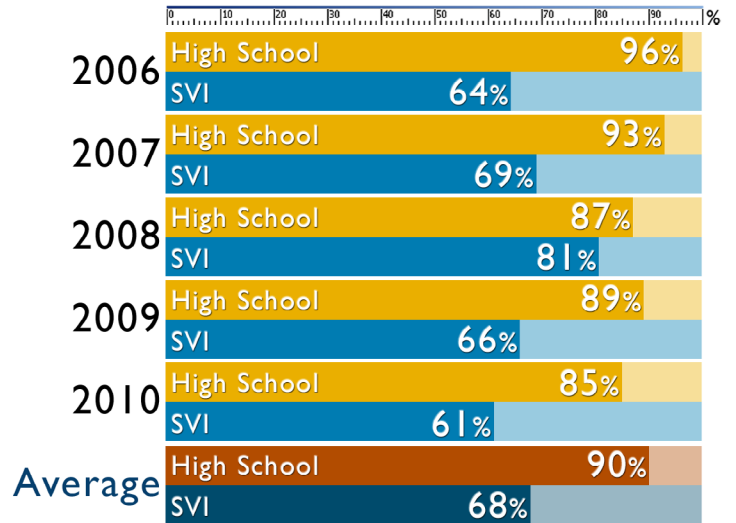


326 Students

Come From These High Schools



Bright Future Student's Graduation Rates by Year High School/SVI



Bright Future - Serving Seattle and Beyond

Seattle Vocational Institute is located at the heart of Central District and this allows students from all over Seattle access to SVI's programs. Participation from all area high schools is a key to success of the program.