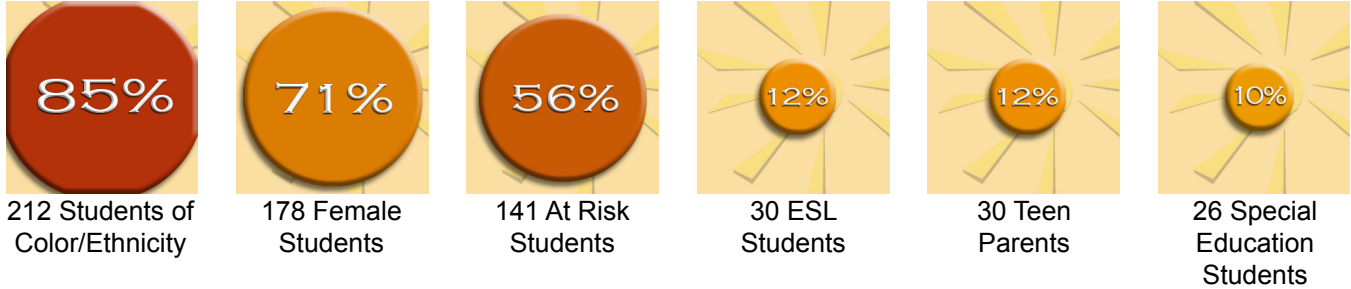


SVI Performance Report Fall 1999 - Summer 2009

For the purpose of transparency, accountability and bragging rights, the Bright Future Program collects and tabulates data such as demographic information and academic performance. Below you will find student performance reports for the entire history of the Bright Future Program.

Who We Serve - Demographics of the 250 Students Served



139 Program Graduates as of Fall 2009

(62% in Allied Health)

- 2 Acute Care Hospital Nursing Assistant*
- 5 Administrative Office Professional
- 9 Pre-Apprenticeship Construction Training
- 2 Carpentry
- 5 Computer-Based Accounting
- 6 Computer Information Processing*
- 17 Cosmetology
- 30 Dental Assistant
- 8 Health Unit Coordinator
- 28 Medical Assistant
- 1 Medical Office Administration*
- 17 Nursing Assistant, Certified*
- 9 Network Technician

*No Longer Offered

Governor's Award

The Bright Future Program at SVI is recognized as 2009 Governor's Best Practice Award in Partnership with Health Careers for Youth Grant.




Completion Rates

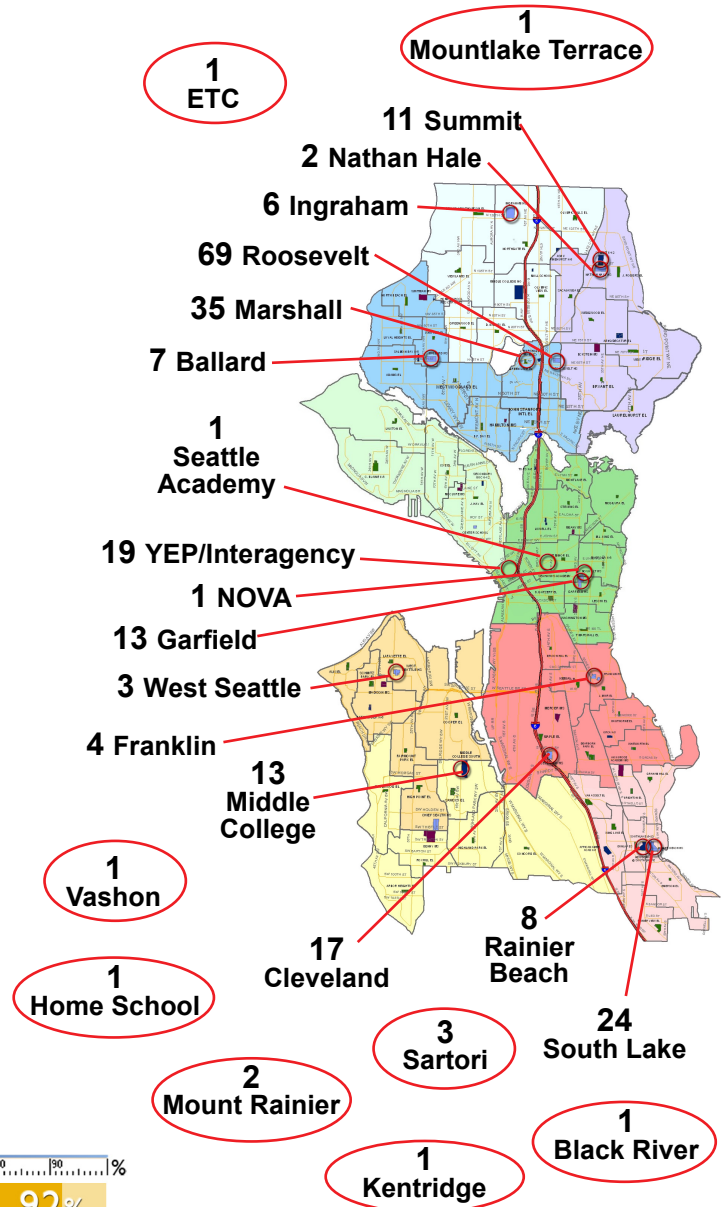
High School Completion Rate - 250 Total Students



SVI Completion Rate - 250 Total Students



250 Students Come From



Graduation Rates High School/SVI by Year

